




Option 'B' instruction manual



LED control: Quick touch of the  button to turn on the LED lights. Touch again within 5 seconds to switch the colour temperature (cool white, natural white, warm white, turn off, cycle). If you turn the LED light on and wait longer than 5 seconds, it will keep that desired colour and the memory function will return it once cycled off and back on. Touch and hold this button to adjust the brightness when the LED light is on. When the LED light is off, touch and hold this button to switch off the blue button illumination all together (this will turn off all buttons). Quick touch again to turn back on.

Defogger control: Quick touch of the  button to turn on the defogger, then quick touch to turn off. (NOTE: this function has a 1 hour auto cut off if left on).

Bluetooth speakers: Quick touch of the  button to activate bluetooth pairing mode. Once in pairing mode search for the mirror in your devices bluetooth settings. When found, simply connect/pair your device and you're ready to go!

NOTE: You will hear an audible sound once its connected.